

- G Nightlife
- N Safety
- O Survey

Vancouver

2023



111

people completed the survey for Granville's Entertainment District



90% reported feeling unsafe while out on Granville Street

Where?

96% said the behaviour that made them feel unsafe happened outside in the public realm

Why?

- 82% disorderly conduct/intoxicated patrons
- 56% witnessed violence
- 50% witnessed harassment

The top 3 types of harassment and violence:

- 55% gendered
- 26% racial
- 23% economic/class based

At a glance

What would increase your sense of safety...

INSIDE an establishment?

- 73% said mandatory sexual violence prevention training for staff
- 66% said discreet tools to get help
- 62% said staff having naloxone/overdose training

OUTSIDE establishments?

- 77% said improved transit and ride options
- 57% said better street lighting
- 54% said sheltered place for club/bar goers to sober up

Note: Percentages have been rounded up to the nearest whole number.



Good Night Out operates a late night outreach team with aims to increase the sense of safety of workers and patrons in the Granville Entertainment District in Vancouver. The team does through skillful bystander intervention, harm reduction education and providing a visible, watchful, and helpful presence in the area between the hours of midnight and 4 am on Fridays and Saturdays. The team connects with more than 300 people each month.

Since 2017, Good Night Out (GNO) has hosted an annual public survey asking respondents to share their experiences related to safety while spending time in the Granville Entertainment District (GED). It was initially done as “temperature check” during the pilot phase of the Street Team and has proven to be a helpful snapshot of both experiences and perceptions of safety as it pertains to the Granville Entertainment District. This report summarizes the findings of this year’s survey and offers comparison to the [2022 findings](#).

The Granville Entertainment District (GED) is a 8-block area that runs along Granville Street from West Georgia to Drake streets. According to 2022 information made available on the City of Vancouver Open Data Portal, there are 16 establishments in the GED which hold Liquor Establishment Extended type businesses licenses, plus additional Food Primary establishments serving liquor, live music venues, and after-hours spaces. The area is closed to traffic on the weekends due to the high volume of pedestrian traffic in the area to visit nightlife spaces.

2023 represents the fifth year that Good Night Out has conducted this survey. We did not host a survey in 2020 or 2021 due to the pandemic and our team not being consistently operational during that period.

Good Night Out wishes to thank all of the community members who took the time to complete this survey and share their experiences, as well as our valued stakeholders, including Destination Vancouver, Downtown Van and the City of Vancouver.

In 2023, GNO was awarded federal funding to expand their outreach team as promising practice to address gender-based violence. This project is to pilot the team in Victoria and Nelson, BC. Findings from the pilot project will help inform operations of the Granville Street Team.

Good Night Out acknowledges that our work takes place on the occupied and unceded ancestral territories of the xwməθkwəy̓əm, Skwxú7mesh and səl'ílwətaʔt people. As a feminist organization addressing violence against marginalized genders, we are committed to making the links between colonization, settler-imposed power structures and sexual violence while seeking to dismantle them, as each are inextricably connected.

This year this survey was conducted using Survey Monkey, embedded into the website, saferspacesurvey.com, and was open for 8 weeks, from December 1 2023, January 30th, 2024. The survey was promoted primarily via social media channels. In January 2024, Good Night Out purchased an advertisement through Meta to generate traffic.



111 people completed the survey this year!

The ads were shown in the Downtown Vancouver region to encourage people accessing nightlife spaces in the region to participate.

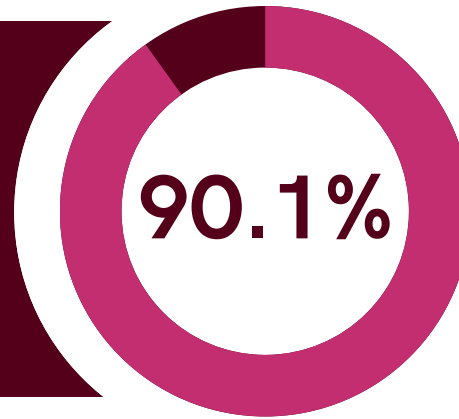
A total of 111 people completed the survey in comparison the 231 who completed last year's. 99 people completed the 2019 survey and 76 completed the 2018 survey.

Geographical location was not collected from participants as to ensure anonymity; therefore, we cannot determine if the data is statistically relevant based on the Vancouver census metropolitan area. Not all who completed the survey answered all of the questions.

About the survey

Pictured: The Street Team roaming Granville Entertainment District in February 2024, photographed by Michelle Gamage for The Tyee.

90.1% of respondents felt unsafe while out on Granville Street



INSIGHTS FROM 2022
This is a slight increase from 2022 where 89% of respondents reported feeling unsafe in the area.

Figure 1. Feeling Unsafe in 2023
All 111 respondents answered this question.

Reasons for feeling unsafe

The top 3 reasons why people felt unsafe in the GED in 2023 remained the same as in 2022 though the percentage that witnessed violence surpassed that of those who witnessed harassment.

In 2022 the top 3 percentages were as follows: Actions related to disorderly / intoxicated patrons (85%), Witnessing the harassment of someone else (52%) and Witnessing violence 49%.

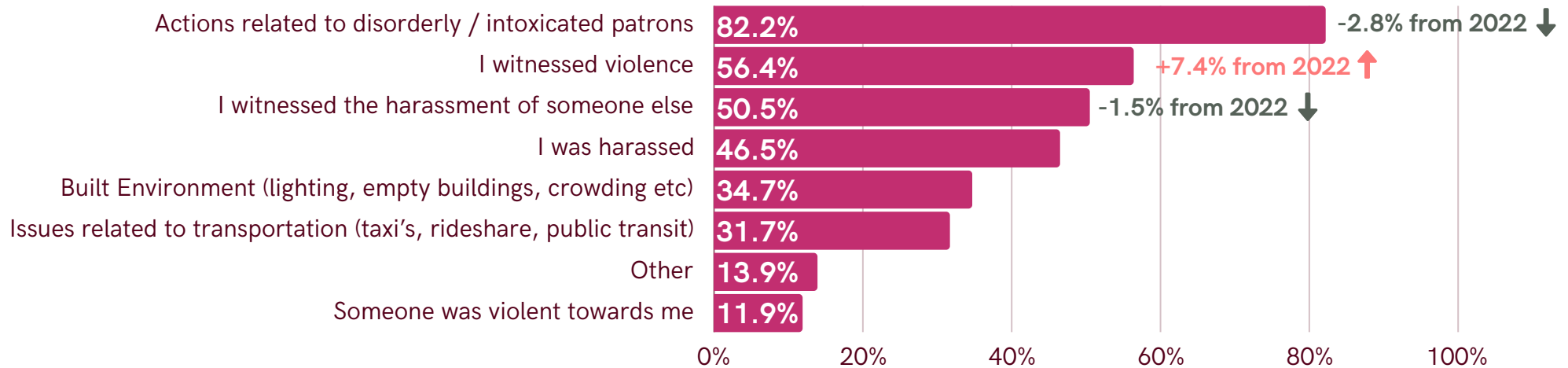


Figure 2. Reasons for Lack of Safety
101 answered this question, 10 skipped.

Reasons for feeling unsafe

If you selected "other", please describe:

7 respondents indicated their reasons for selecting 'other'. The most common response was **open substance use** and **concern for the unhoused population**.

Some exact quotes are provided.

"The fear of being assaulted outside."

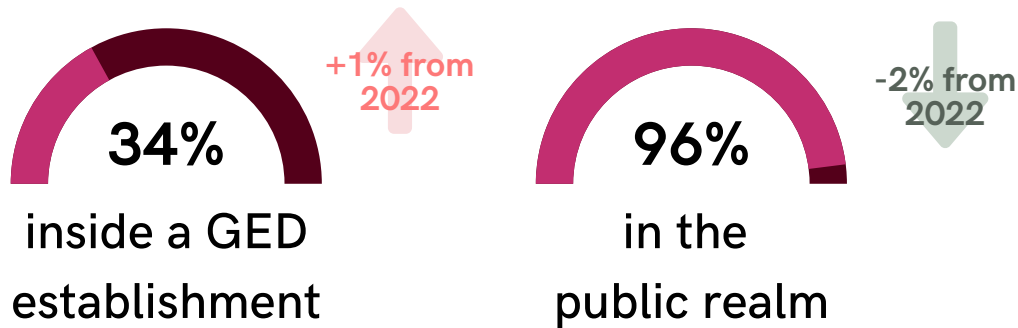
"Lack of care from others, hard to find help when needed."

"Bad employees along the strip that couldn't [care about anything other] than getting money and people into their venue."

"Too many men are told to "go home sleep it off" when women try to express concern for their behaviour."

"VPD harassment and violence, makes me question their ability to look out for safety."

Where did you feel unsafe?



DEMOGRAPHIC INSIGHTS
 Persons aged 37-42 felt the most unsafe in the public realm of all the age groups while the persons aged 19-24 felt the most unsafe inside GED venues.

Figure 3. Location of Feeling Unsafe. 100 answered this question, 11 skipped.

What was the nature of the harassment or violence?

Harassment and violence most often had a gendered (55.4%), racial (26.1%), or economic/class based (22.8%) motivation to it. Percentages are lower than in 2022 for all categories except for 1 (transphobic +1.1%). Violence and harassment of a homophobic nature decreased by almost 10 percentage points from 2022. More respondents were unsure (35.9%) of the nature of the violence/harassment than in 2022 (31%).

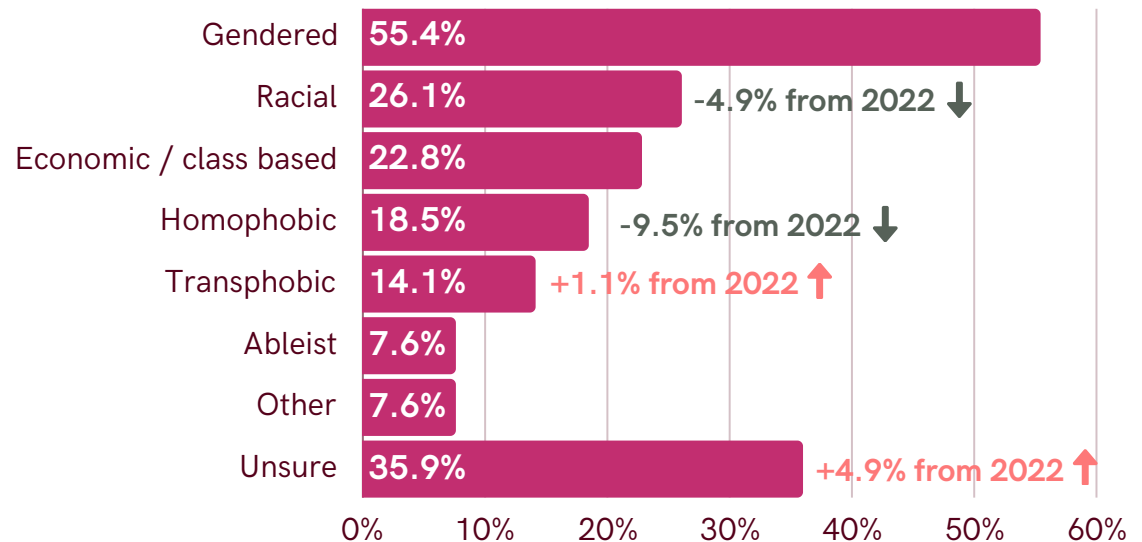


Figure 4. Nature of Violence or Harassment
 92 answered this question, 19 skipped.

One respondent who selected "other" said:

“Always towards the people who are marginalized and almost always perpetrated by young white men.”

What would increase your sense of safety **inside** establishments?

This is the second year we have asked this question in the GED. The top 3 tools to increase safety remained the same from 2022.

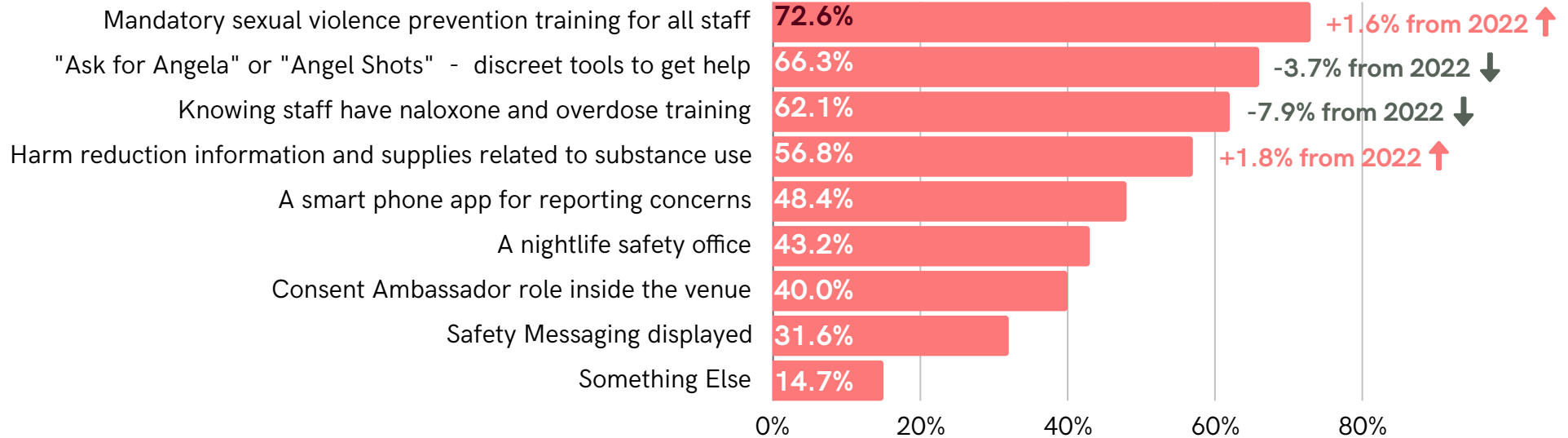


Figure 5. Safety Measures Inside
95 answered this question, 16 skipped.

14 respondents indicated their reasons for selecting 'something else'. **Some quotes have been provided** and the remainder of the responses are summarized below:

- additional police and security presence
- washroom attendants
- phone chargers
- not employing people with a history of perpetrating sexual violence
- affordable housing

It's always after a show or event that my pals and I have felt most uneasy.

Those perpetrating violence know they are above the law because the VPD behave the same way.

Better bar management and properly trained door staff. Cops can't fix any/everything.

What would increase your sense of safety **outside** establishments?

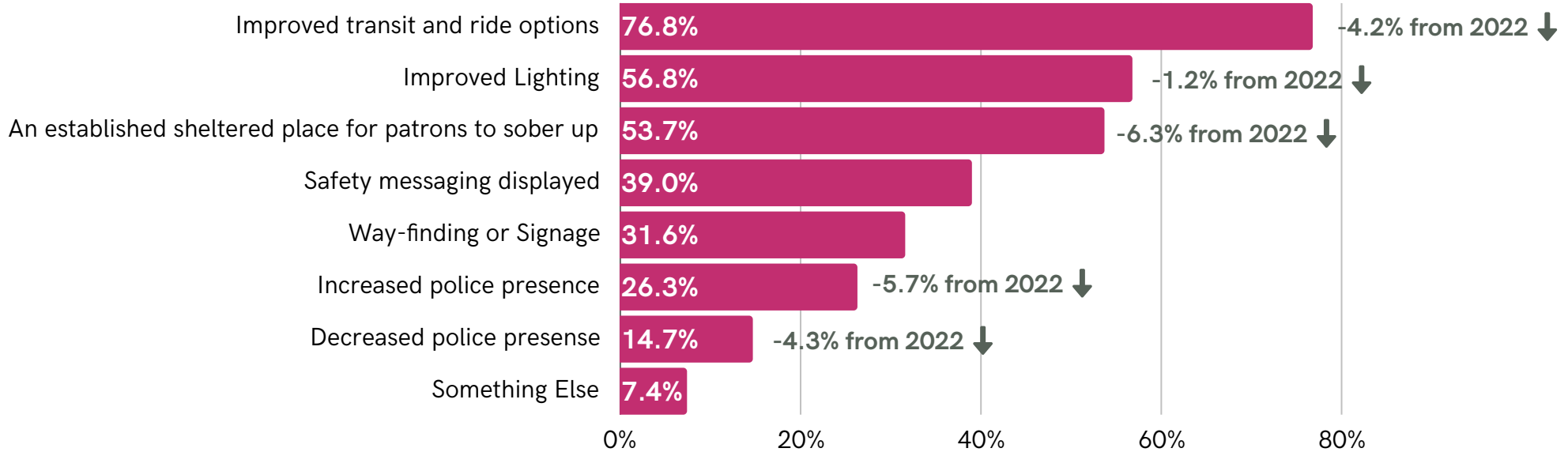


Figure 6. Safety Measures Outside
95 answered this question, 16 skipped.

This is the second year we have asked this question about the GED. The top 3 tools to increase safety remained the same from 2022 however “improved lighting” and “an established sober space” switch places in the overall order. Of note, all options dropped in percentage points from 2022.

Have you seen the Good Night Out Street Team out on Granville?

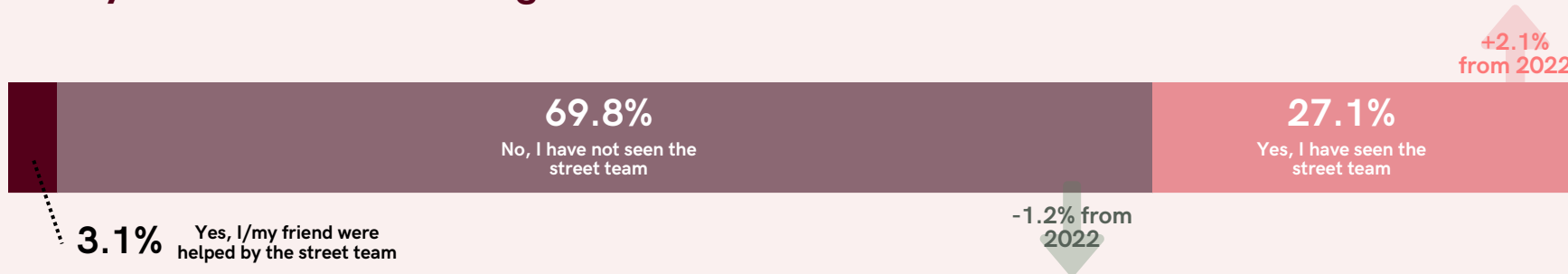


Figure 7. Team Visibility
96 answered this question, 15 skipped.

If/when you saw the GNO Street Team in the GED, their presence would/did:




Figure 8. Team Impact
69 answered this question, 42 skipped.

Responses to both these questions indicate that patron awareness and feelings of safety with regards to the street team's presence has improved from last year though there is still room to improve. Visibility and positive impact (increased of safety) has not quite returned to pre-pandemic levels (41% and 74% in 2019, respectively) however less people are unsure of what the team is than ever before (20% in 2019, and 38% in 2020).

We asked if there was anything else respondents wished to share about nightlife on Granville...

Here's what we heard:

15 respondents provided comments about the Granville Entertainment District.

Themes included:

- Better hours for the Skytrain and other transportation options
- More spots to sit outside
- Increased harm reduction and anti-oppression training for nightlife venue staff

Some exact quotes are provided.

"Earlier alcohol cut off time. Would be nice if the VPD weren't part of the problem."

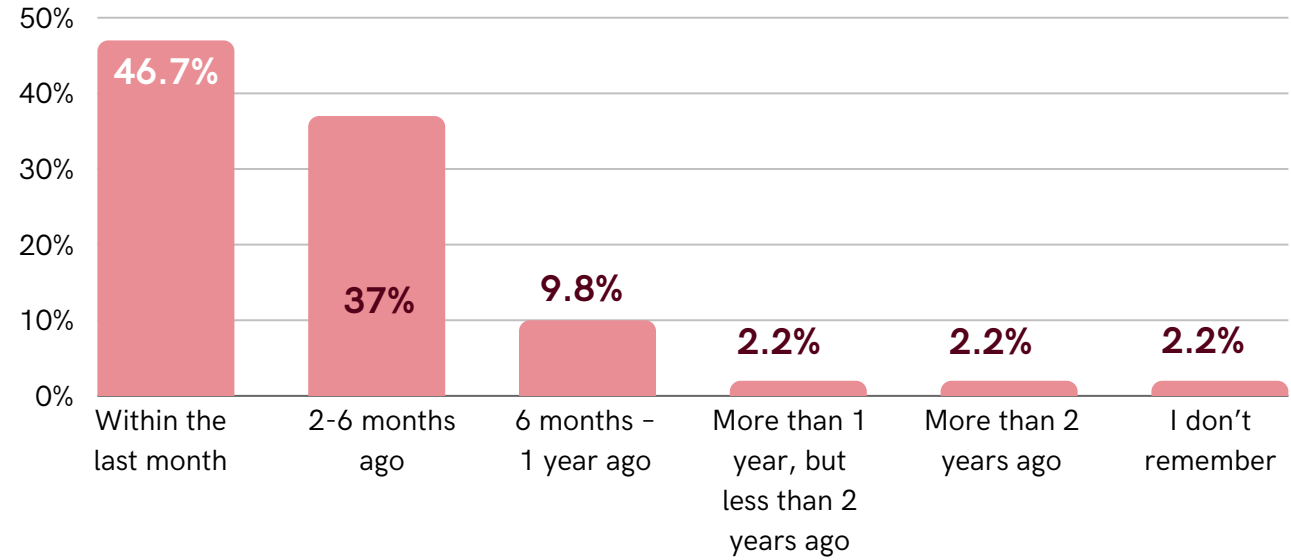
"It is a classic example of our failure to support mental health."

"The issue will always be too many drunk and aggressive young men and useless cops who do nothing to increase safety."

"I would love to see the street team extend along Davie st as I don't feel there's a lot of support in that direction though there are very popular venues over there."

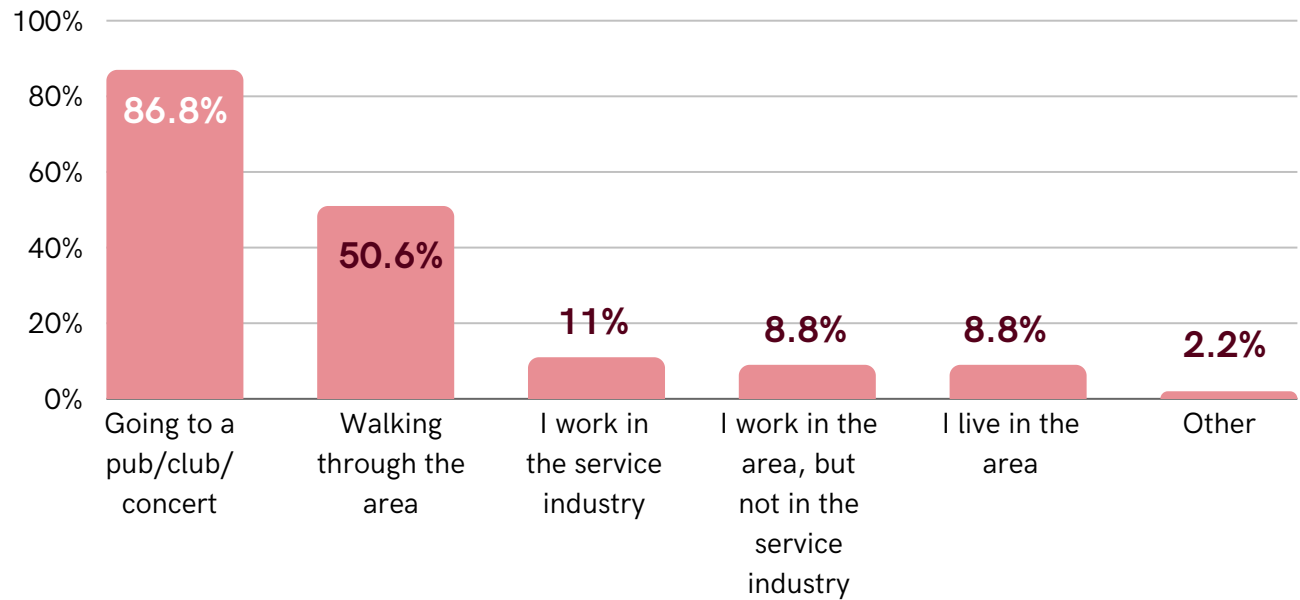
When was the last time you were in the GED after 9pm on a weekend?

Figure 9. Last time in GED
92 answered this question, 19 skipped.

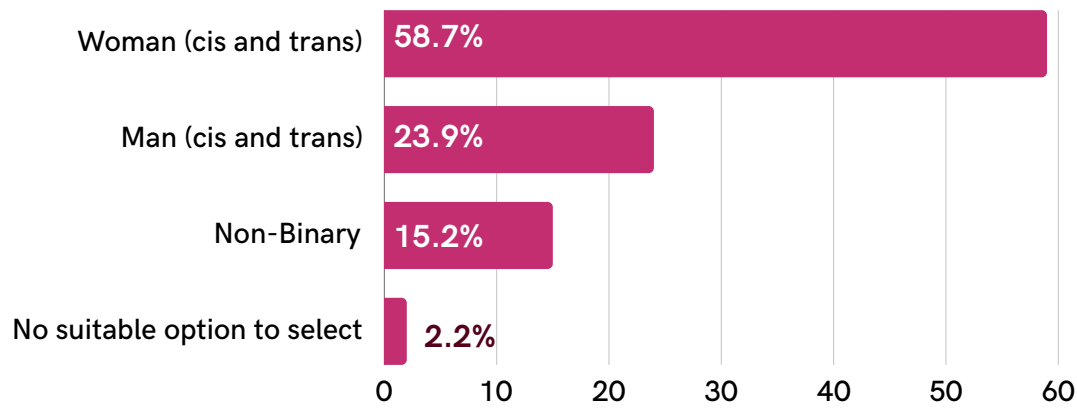


What is / was your reason for being in the GED during the weekend evenings?

Figure 9. Reason for being in GED
91 answered this question, 20 skipped.



Gender distribution



DEMOGRAPHIC INSIGHTS

Women were the most likely (98.2%) to report feeling unsafe while in the GED in comparison to 85.7% of non-binary folks and 81.8% of men.

Figure 9. Respondent Gender
92 answered this question, 19 skipped.

The 25-30 age group had the highest response rate of all age groups. All respondents in the 19-24 age group reported feeling unsafe while out on Granville. While the majority of all groups reported feeling unsafe in these spaces, respondents 50 and over were the least likely of all the groups to report feeling unsafe.

Age distribution

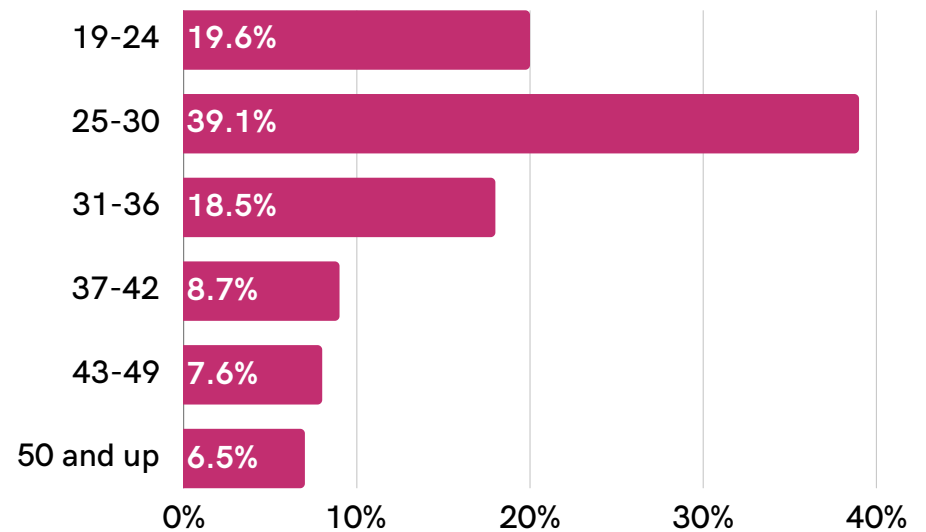


Figure 9. Respondent Age
92 answered this question, 19 skipped.

55% of respondents identify as 2SLGBTQIA+

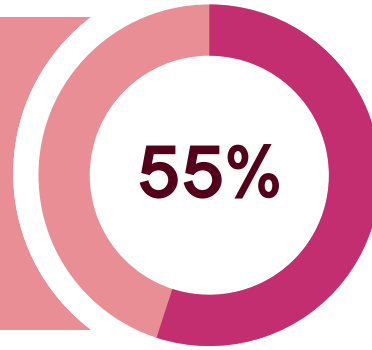
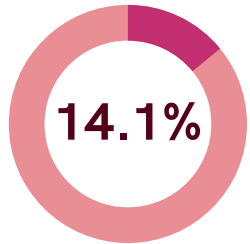


Figure 10. Respondent Sexuality
91 answered this question, 20 skipped.

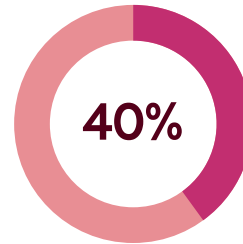
DEMOGRAPHIC INSIGHTS

Those who identify as 2SLGBTQIA+ folks were slightly more likely (90%) to report feeling unsafe in the public realm of the GED in comparison to those who do not identify (86%).



14.1% of respondents consider themselves a person with a dis/ability

Figure 11. Respondents with a dis/ability
92 answered this question, 19 skipped.




40% of respondents indicated they are people of the Global Majority*

81 answered this question, 33 skipped.

Of those that provided information on their ethno-cultural identity, 16.3% indicated they are Indigenous

*Global Majority refers to people who are Black, Asian, Brown, dual-heritage, indigenous to the global south, and/or have been historically racialized as "ethnic minorities".



Pictured: GNO Street Team roaming Granville in February 2022.

The results of the temperature check of perception of safety and experiences of harassment and violence in Victoria tell us:

1

People continue to feel mostly unsafe on the streets of the GED. This is due to a variety of reasons, including disorderly conduct related to intoxication as well as witnessing and experiencing violence and harassment.

2

A multi-faceted approach is required to improve perceptions of safety in the area including providing sexual violence prevention training for staff of late-night establishments.

3

Good Night Out is in a position to both implement and advocate for some of the safety interventions shared in this survey through our education program, the Last Call Pilot, and continued participation in various working groups in Vancouver. These measures have the potential to positively impact safety in the GED.